

General information:

Fact sheets are updated biannually: June and December

Capital: Jakarta
 Surface area: 1,905 thousand sq km
 Official language: Bahasa Indonesia
 corporate income: 234.6 million (2010)
 Exchange rate: A\$1 = 8,021.10 Rupiah (Jul 2010)

Head of State and Head of Government:
 President HE Dr Susilo Bambang Yudhoyono


Recent economic indicators:

	2006	2007	2008	2009	2010(a)	2011(b)
	364.4	432.2	511.5	539.4	695.1	777.0
	768.2	841.0	911.0	961.1	1,027.4	1,104.4
	1,636	1,916	2,238	2,329	2,963	3,270
	3,449	3,727	3,985	4,151	4,380	4,648
	5.5	6.3	6.0	4.5	6.0	6.2
	10,860	10,495	126	10,581	6,404	543
	3.0	2.4	0.0	2.0	0.9	0.1
	31.6	30.2	30.3	24.7	23.7	23.7
	13.1	6.0	9.8	4.8	5.1	5.5

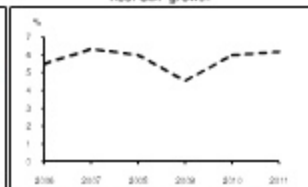


PRESENTASE/YEAR

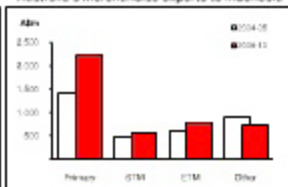
Australia's merchandise trade with Indonesia



Real GDP growth



Australia's merchandise exports to Indonesia



Australia's trade and investment relationship with Indonesia (d):

Australian merchandise trade with Indonesia, 2009-10:

Exports to Indonesia (A\$m):	4,326	Total share:	2.2%	Rank:	11th	Growth (yoy):	0.7%
Imports from Indonesia (A\$m):	4,687		2.3%		12th		-7.0%
Total trade (exports + imports) (A\$m):	9,013		2.2%		13th		-3.4%